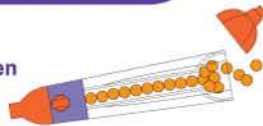


Beados Design Tips

- Too much water on design will make the beads sticky and requires a much longer drying time.
- The surface of the design should be dry to touch before removing from tray.
- Gently sliding a card underneath the design will help remove it easily.
- Leave design to dry overnight for a stronger join.
- To make the design stronger spray water on reverse side of final design.
- Place your dried Beados designs underneath a book to flatten designs.
- Make sure you hands are dry when touching the beads. If wet beads stick to fingers please wash hands with soap and water.
- Wash tray well after use with warm soapy water and dry before next use.

How to use the Pen

1. Remove funnel and fill pen with beads as shown.



2. Replace funnel and push button to dispense beads.

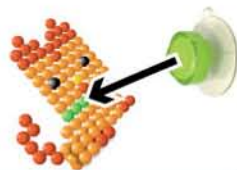
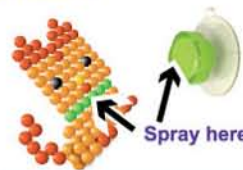


TIP: Shake pen to release more beads into tube.



Suction Cups

Spray suction cup and press onto chosen design as shown.



Removing Beads

Use your bead removal tool as shown to pick up incorrectly placed beads. Tip: To clean bead removal tool wash in warm soapy water and allow to dry.



Design Difficulty

EASY



MEDIUM



HARD

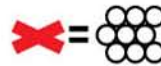


Trays

Make sure template symbol matches tray colour.



VERTICAL TRAY



DIAGONAL TRAY



DO NOT PLACE BEADOS IN MOUTH. CONTENTS AND COLOURS MAY VARY. IMPORTANT: PLEASE RETAIN THE PACKAGING AND INSTRUCTION SHEET. THEY CONTAIN VALUABLE PRODUCT INFORMATION. DO NOT DISCARD. ADULT SUPERVISION OF YOUNG CHILDREN IS RECOMMENDED. AS THE BEADS CONTAIN A BITTER TASTE, IT IS ADVISED TO WASH HANDS AFTER USE.

NON TOXIC

4+

BEADOS

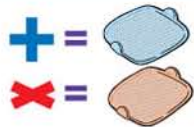
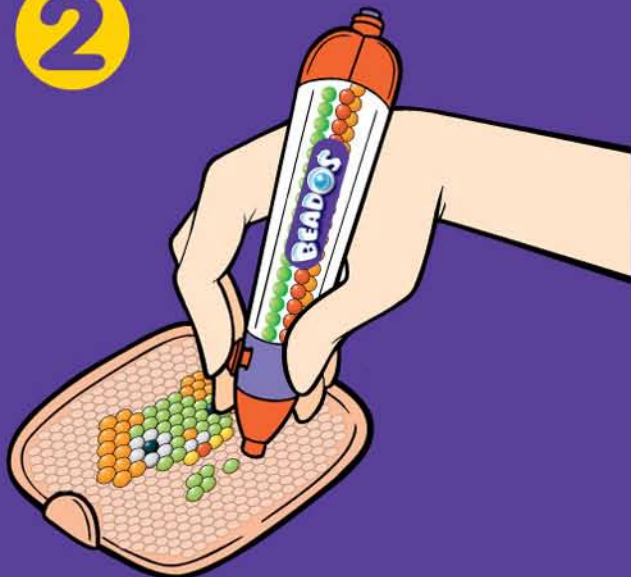
Magically join with water!



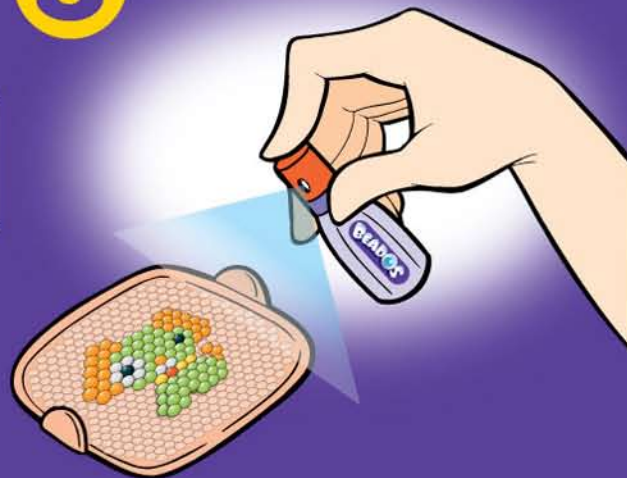
ACTIVITY PACK INSTRUCTIONS

1

Insert your template under bead tray as shown. Remember:

**2**

Use your Beados Pen to eject beads onto tray to match colours on template.

3

Holding 10cm away from design, evenly spray your complete design approx 2-4 times. Allow 10-15 minutes to dry before removing.
*(See tips)

WOW!!! Look at your magical Beados designs!



New Bead Formula



Created and Manufactured by
MOOSE ENTERPRISE PTY LTD
MELBOURNE, AUSTRALIA.
www.mooseworld.com.au
info@moosetoys.com
© MOOSE 2008
MADE IN CHINA